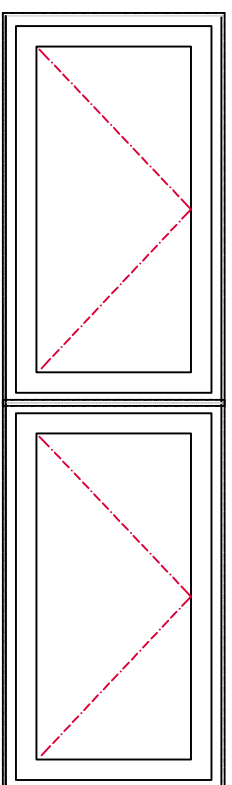
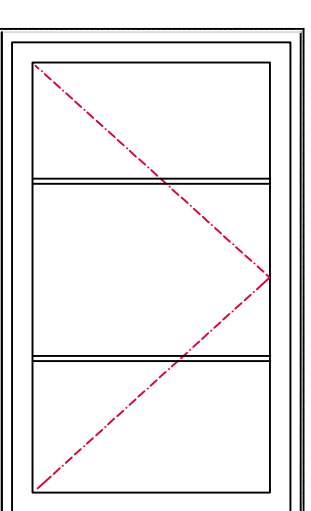


Typical Exterior Elevation  
**Fyre-Tec Series 975 Awning Window**  
 45-Minute UL Rated

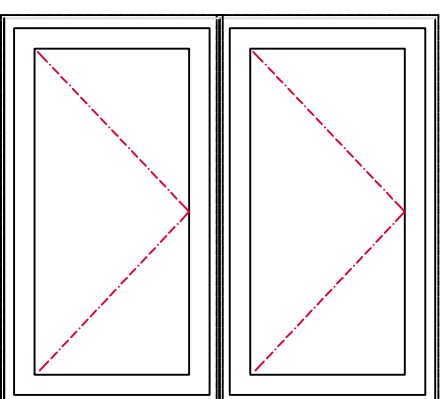
See Fire-Rated Glazing Section  
 for various options and  
 configurations for U.L. labeled  
 glazing.



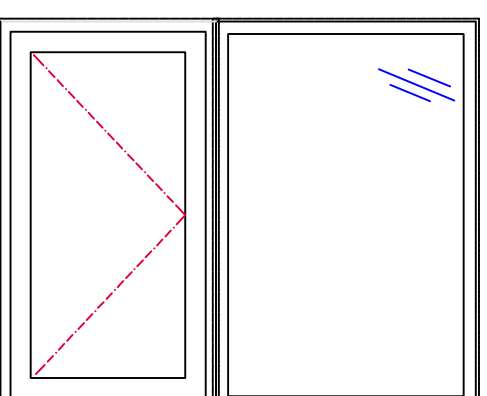
Mulled with Zero Vertical Mullions



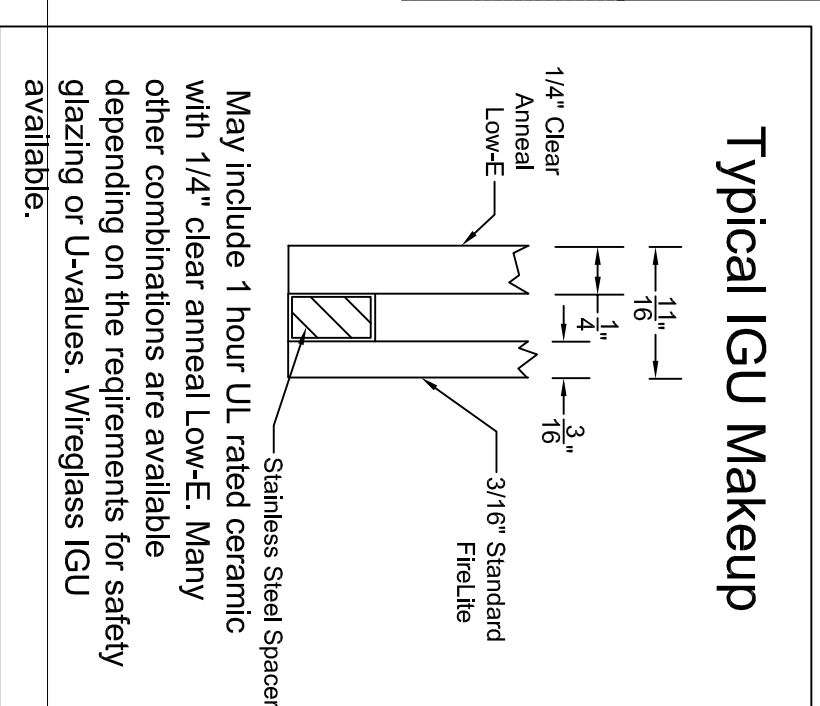
Internal 5/8" Grids  
 In IGU



Mulled with Zero Horizontal Mullion

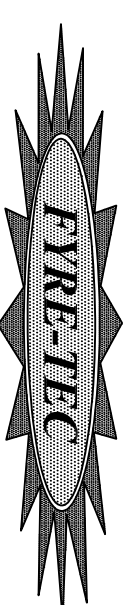


Mulled with Series  
 950 Transom

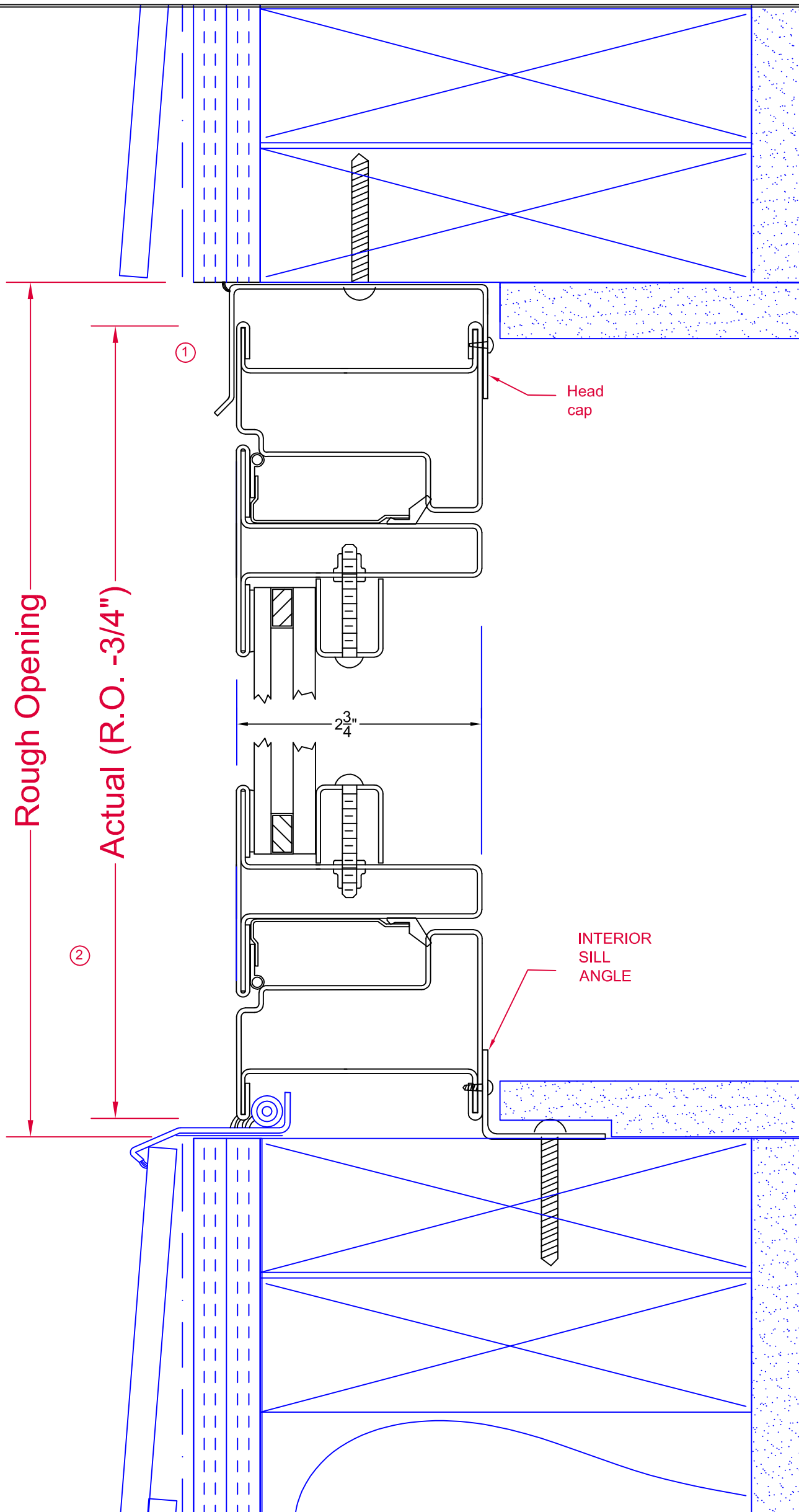


**975 Awning/Projected**

TOLERANCE:	
1. FRACTIONS ±1/16	
2. DECIMALS ±.0025	
3. ANGLES ± 1/2 DEGREE	
EXCEPT AS NOTED	
DWN BY	JDD
CK'D BY	
DATE	11-30-2015
SCALE	1:8



P.O. Box 278, 701 Centennial Road  
 Wayne, NE 68787




## HEAD/SILL-SUBFRAME

DWN BY  
JDD  
CK'D BY

DATE  
11-30-2015

SCALE  
1:1.5



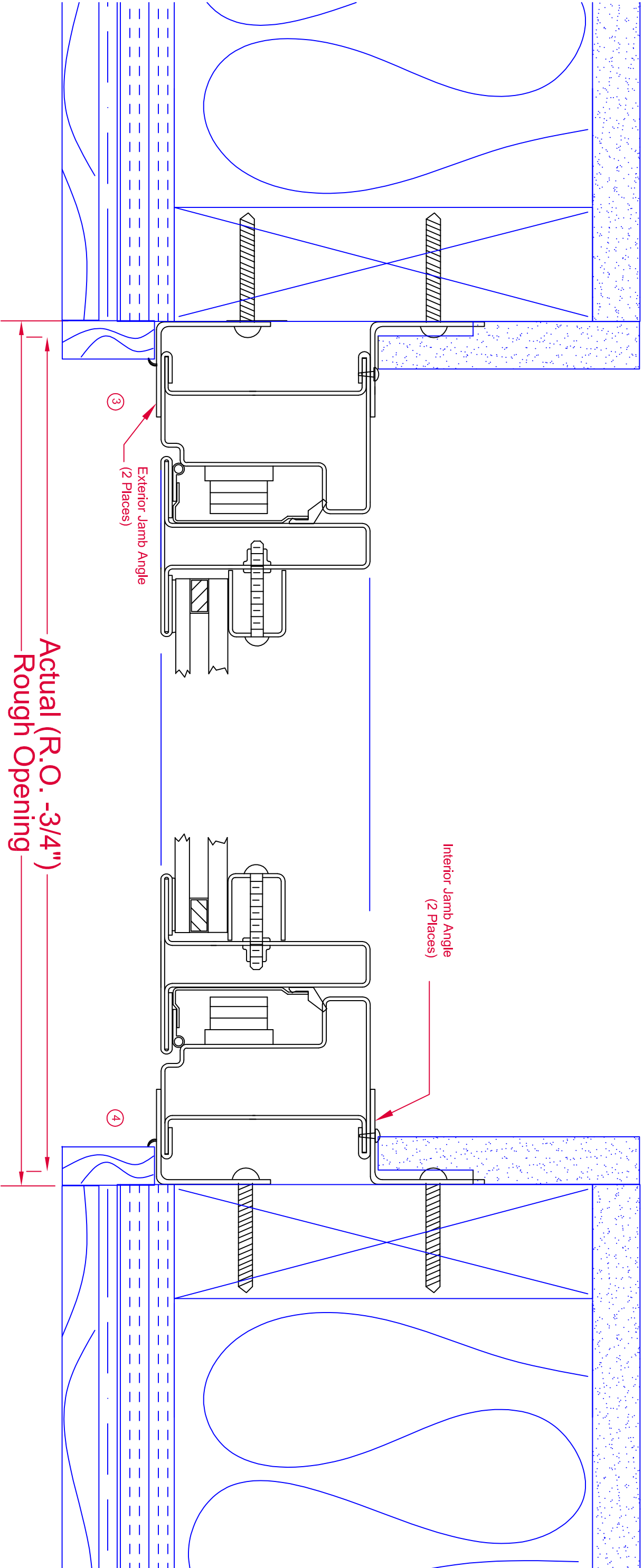
P.O. Box 278, 701 Centennial Road  
Wayne, NE 68787

PAGE  
2/3

DWG No. MODEL 975

TOLERANCE:  
1. FRACTIONS ±1/16  
2. DECIMALS ±.0625  
3. ANGLES ± 1/2 DEGREE  
EXCEPT AS NOTED

MAT'L



**JAMB - SUBFRAME INSTALLATION KIT**

DWN BY  
JDD

TOLERANCE:

1. FRACTIONS ±1/16
2. DECIMALS ±.0025
3. ANGLES ± 1/2 DEGREE EXCEPT AS NOTED

CK'D BY

DATE  
11-30-2015

SCALE  
1:1.5



P.O. Box 278, 701 Centennial Road  
Wayne, NE 68787

PAGE 3/3

DWG NO. MODEL 975